

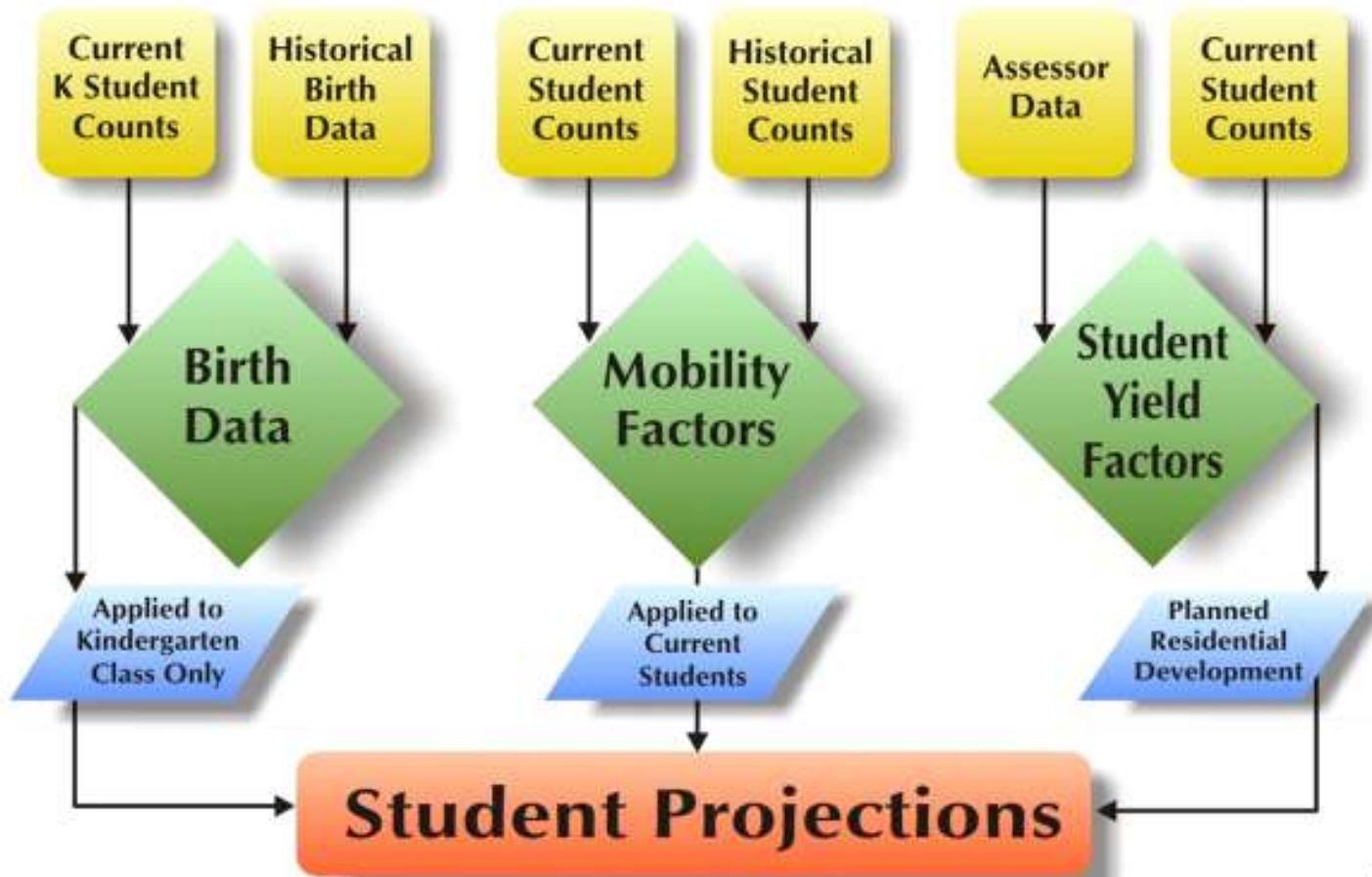


Enrollment Projections

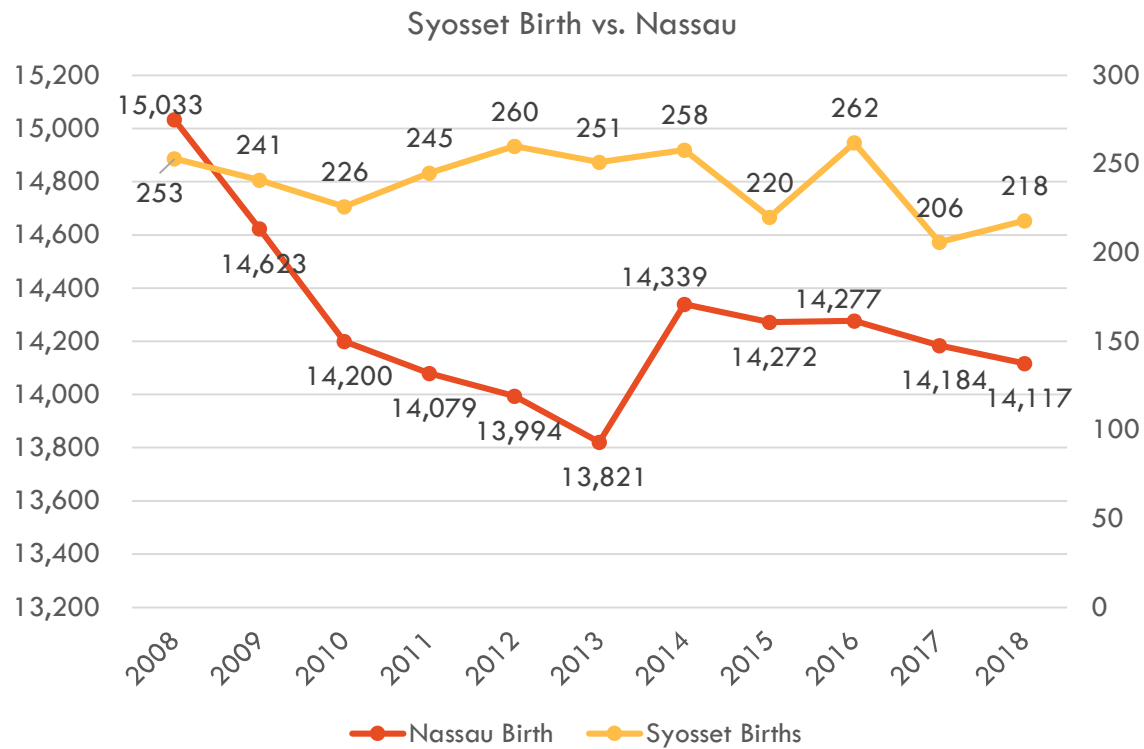
2020-21 TO

2029-30

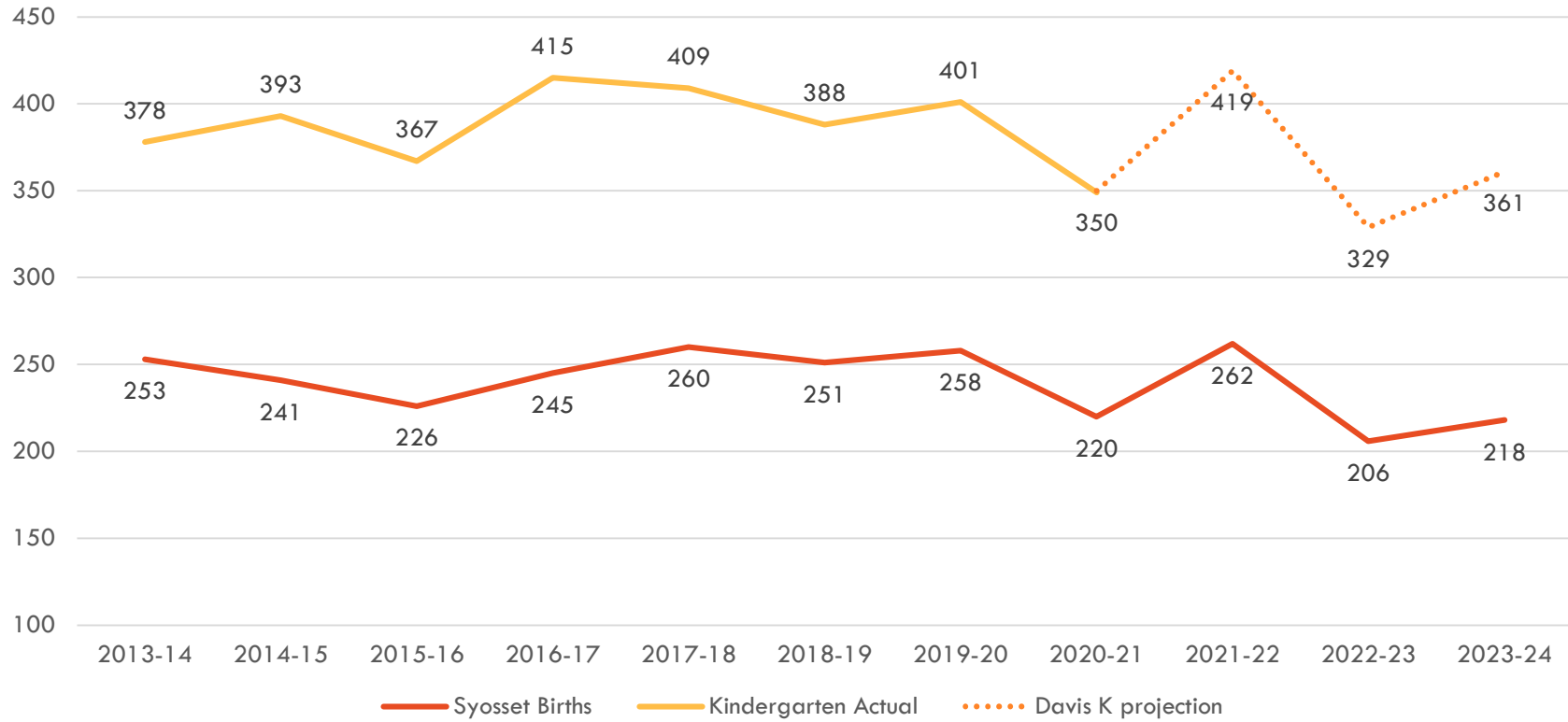
Projection Methodology



Live Birth Data



Syosset Birth --> K Projections



Note:
2018 births → 2023-24 kindergarten

Impact of New Development

PROJECT	LOCATION	Units by Completion Date							Total Enrollment Impact			
		Total Units	2021 Units	2022 Units	2023 Units	2024 Units	2025 Units	2026 Units	ES Area	MS Area	HS Area	Total Students
<u>Whitman Zone</u>												
Sagamore	884 Jericho Tpke	76		20	20	20	16		Walt Whitm	HBT	Syosset HS	
Kensington Estates	38 Plainview Rd	17		3	3	3	3	5	Walt Whitm	HBT	Syosset HS	
Shadowlawn	8595 Jericho Tpke	22			6	6	6	4	Walt Whitm	HBT	Syosset HS	
Shadowlawn	8595 Jericho Tpke	6			3	3			Walt Whitm	HBT	Syosset HS	
	Total	121		23	32	32	25	9	37	18.8	24.7	80.5
<u>Baylis Zone</u>												
Engel Burman	68 Piquets Ln	106			25	25	25	31	Baylis	HBT	Syosset HS	
									32.4	16.4	21.6	70.4
<u>Robbins Lane Zone</u>												
Tribeca Square	80 Jericho Tpke	12	6	6					Robbins Ln.	S.Woods	Syosset HS	
									3.7	1.9	2.4	8
District-Wide		239	6	29	57	57	50	40	69.4	35.2	46.3	150.9

Note: Actual phasing is projected by demographer.