

# **Infinite Campus Access: Parent Portal**

# Infinite Campus Access


Email [Kelli Panico](mailto:kpanico@syossetschools.org) in the main office to get the code to sign up for a Parent Portal account for Infinite Campus.

**Kelli Panico**  
**[kpanico@syossetschools.org](mailto:kpanico@syossetschools.org)**


## Infinite Campus Parent & Student Portal

The Infinite Campus portals provide access to: attendance, progress reports, report cards; and for middle and high school students: assignments, test/quiz grades, class schedules.

[CLICK HERE](#) to access **Campus Parent**.

[CLICK HERE](#)  for the Infinite Campus Parent PTA Workshop Presentation.

[CLICK HERE](#) to access **Campus Student**.

The Campus Student app can be downloaded from the iTunes App Store or Google Play. For instructions for accessing a Campus Student account, [please click here](#) .



To obtain an activation code for Campus Parent, please call the Main Office of your eldest child's school.

Please use [this form](#) to submit questions to the Parent Portal.


# Parents can access student reports cards from Infinite Campus Parent Portal



**Parents, Go to Infinite Campus Parent Portal Website and sign in**

<https://syossetny.infinitecampus.org/campus/portal/parents/syosset.jsp>

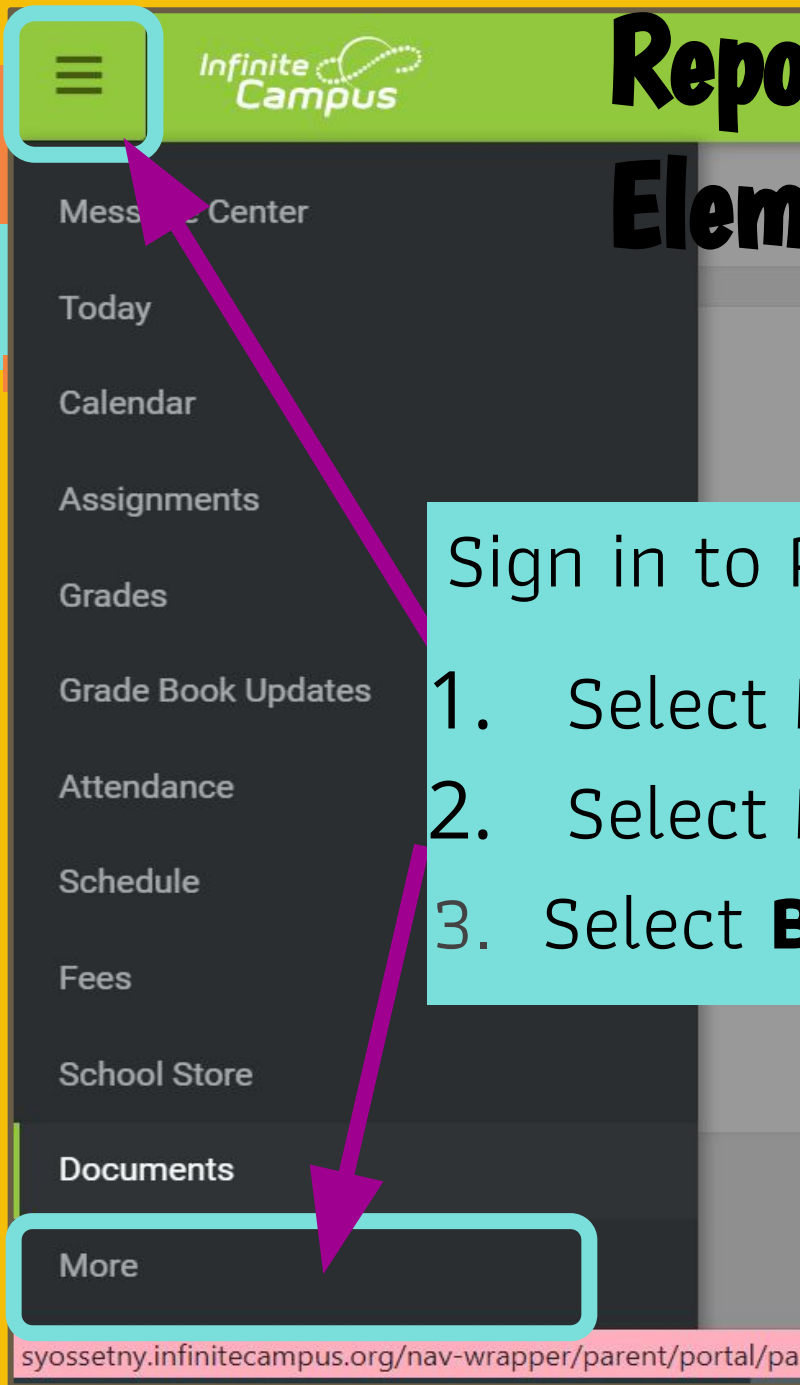
or you can click on:



right from the district website.

- For existing accounts: If you cannot remember your password, please use the 'Forgot Password' link above to receive a password reset email from the system.
- If you continue to have issues, please contact the main office of your eldest child's school.

# Report Card Access for Elementary Students:



Sign in to Parent Portal

1. Select **Menu**
2. Select **More**
3. Select **Backpack**



Select **Student** (if multiple)  
Select **Year**  
Select **Report Card Document**

[Short Video on how to access your elementary student's report card.](#)

The screenshot shows the Infinite Campus mobile app interface. At the top, there is a green header with a 'Menu' button and the 'Infinite Campus' logo. Below the header is a white bar with a '< Back' button. The main content area is titled 'Backpack' and features a list of items. The first item is a student name field labeled 'Student Name Here' with a minus sign to its left. Below this is a list of school years: '+ 2022-23 School Year' and '- 2021-22 School Year'. At the bottom, there is a table with two columns: 'Document Name' and 'Published Date'. The table contains one row with the document name '21-22 Baylis Report Card' and the published date 'Jun 28, 2022 2:15 PM'. A black line with a dot at the end points from the top text to the student name field.

Document Name	Published Date
21-22 Baylis Report Card	Jun 28, 2022 2:15 PM